

Change media effortlessly with our versatile post mount sign display.



Sleek design: curved edges, stylish ribbed side panels.



Steel post: resists denting and increases weight to keep sign post in place.

Built-in rubber floor protectors: around the entire base for maximum protection.

Printed rigid panels and paper poster holders: for permanent or temporary signage.

Change panels in seconds, no tools required: concealed space beneath the sign is tamper-resistant.



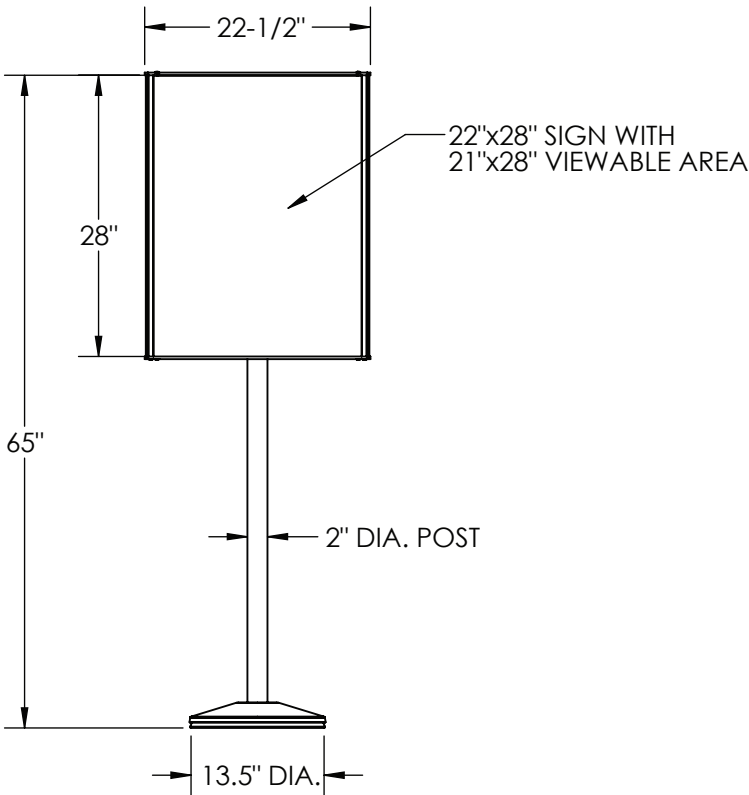
Features

- ▶ High-impact, prominent sign display.
- ▶ Single or double-sided viewing.
- ▶ Ships Knocked-Down to save you money.
- ▶ Quick and easy assembly, tools included.
- ▶ Additional customizations and finishes.

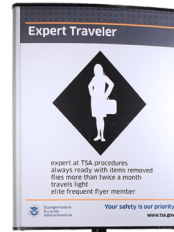
Typical Uses

- ▶ Restaurant Menus
- ▶ Retail Signage
- ▶ Bank Promotions
- ▶ Lobby Wayfinding

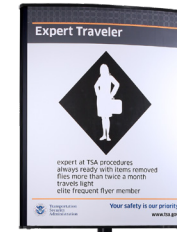
Specs	
Frame Material	Aluminum
Post Material	Steel
Base Cover Material	Steel or Scuff-Proof Black ABS
Baseweight Material	Cement-Filled with Floor Protectors
Overall Dimensions	22.5" L x 13.5" W x 65" H
Viewable Area	21" x 28"
Overall Weight	32 lbs.



Standard Finishes



Basic:
Silver Frame
Black Post



Black:
Black Frame
Black Post



Silver:
Silver Frame
Silver Post

Specialty Finishes

Class 1: Powder Coat over Steel Posts



Class 1 specialty finishes require a minimum order of 5 pieces and a 2-3 week lead time. Call if quicker delivery is needed.

Custom Options

The **VERSA-STAND** Post is named for its versatility and it can be modified to accommodate many custom configurations:

- ▶ Additional Finishes
- ▶ Custom Sizes
- ▶ Custom Inserts

Standard Signage & Inserts (Sold separately)



Printed Rigid Sign: Graphics are printed directly onto PETG and laminated to prevent scratching. Ideal for more permanent signage.



Paper Poster Holder: Rigid white sintra backer and a clear PETG protective panel. Ideal for temporary signage.