

# RETRACTA-CONE

## 10' and 15' Belt Cone Toppers

Featured Product: Models RC10 & RC15

**Combine the visibility of a traffic cone with the added security of a retractable barrier.**

Create a safer environment for workers and pedestrians with the **RETRACTA-CONE** Cone Topper. While cones are commonly used to warn pedestrians of a work zone, the addition of a **RETRACTA-CONE** Cone Topper guides walkways and restricts access. These 10' or 15' barriers are a reusable, more visible and durable alternative to caution tape. Simply mount onto stacked or weighted traffic cones for a highly visible warning against hazardous areas.

**Belt end options:**

Universal, Magnetic, S-Hook or Suction Cup.

Available in 10' (below) or 15' (right) belt lengths.



Fits onto stacked or weighted traffic cones (not included).

**Two year warranty.**




### Typical Applications

- ▶ Stop pedestrians from walking in between traffic cones on work sites.
- ▶ Cordon off open manhole covers.
- ▶ Closing parking lots.
- ▶ Designating warehouse forklift lanes.
- ▶ Creating a hazard warning in construction zones.




Specifications		
	RC10:	RC15:
Height	9-1/2"	8-1/2"
Width	3"	3-1/4"
Cone Hole Opening	3-1/4"	3-1/2"
Belt Width	1-7/8"	1-7/8"
Weight	2 lbs.	2 lbs.

## Belt End Options




### Universal (Standard)

- ▶ Attaches to **RETRACTA**-CONE tops, Receiving Ends, Magnetic Receiving Ends, and Cone Mount Receiving End (all sold separately).




### Magnetic

- ▶ Connects to magnetic surface such as warehouse racks without drilling holes.



### S-Hook

- ▶ Universal S-Hook belt end works without a receiving end. It can hook into items, or wrap around items and hook onto itself.



### Suction Cup

- ▶ Affixes to smooth surfaces without drilling holes (i.e. glass, stainless steel, aluminum, ceramic and other tile).

To Order Specify:  
 RC10    FO — BYD  
 MODEL #    FINISH    BELT COLOR

1. Class 1 specialty finishes require a minimum order of 10 pieces and a 2-3 week lead time. Call if quicker delivery is needed.

Due to printing limitations, colors shown may not represent actual product colors. Please call for samples if required.

## Stock Finishes for RC10 and RC15



## Specialty Finishes – Available for RC15 Only

### Class 1: Powder Coat over Steel Posts<sup>1</sup>



## Standard Belt Options - RC10



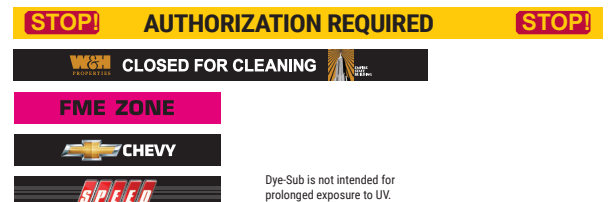
## Standard Belt Options - RC15



## Specialty Belt Options (Double Sided)



## Custom Dye-Sub Belt Samples



Dye-Sub is not intended for prolonged exposure to UV.