



JFK International Airport T5

Strategic solutions for a *secure border*.

Take the guesswork out of the CBP Modified Egress requirements.
We have the experience to create custom solutions that work.

Benefits of the Visiontron Modified Egress Solution:

- ▶ Easily upgrade facility infrastructure.
- ▶ Free standing barriers up to 8' tall to fill gaps in restricted areas.
- ▶ Frameless and framed options available.
- ▶ Alarmed doors to control access.
- ▶ CBP approved solutions installed in International Airports across the USA.

PARTITIONS & WALLS

Preparing for modified egress

Airport CBP locations typically require securing the border with walls and doors that were previously not required. Visiontron has worked with various airports to successfully develop CBP approved solutions that not only meet security regulations but also cater to designer and owner desire to match existing aesthetics. Each system deployed has come with its own unique set of challenges and requirements, every location has utilized and modified our system to meet their needs.



Alarmed doors install: JFK Intl. Airport T4.

Barriers where you need them

Often there are open areas that need to be sealed off. Visiontrons versatile Post & Panel System has been the go to solution for airports and airlines across the USA. With heights up to 8', the ability to mix and match frames, finishes, insert materials, and the option for magnetic or permanent bases, the possibilities are endless. Using the highest quality materials we can create custom partitions and walls that match any decor and space requirements.

Heights up to 8'

Customizable widths

Finish colors to match any decor




Black
Aluminum
BA



Satin
Aluminum
SA

Custom finishes available.

Bases for any situation



Portable Sloped



MINI-SOCKET®



Magnetic



Fixed



Removable



Post and Privacy Panels: SEA Intl. Airport FIS Area.

Our partitions, walls, and door inserts are available in a wide array of materials, from clear acrylic to frosted glass.

DOORS & ALARMS

180° swing, soft-closing doors

Our soft-closing doors are the perfect through way for modified egress. Coupled with our walls and partitions, we have created the preferred solution to your CBP modified egress woes. Using top of the line hardware, we can develop the exact door setup you require. From freestanding setups, frameless designs, to customized widths, we have successfully designed and installed them in airports nationwide.

Customizable widths

Industrial grade hardware

Free standing

Framed or frameless design



Alarmed doors install at Newark Intl. Airport Terminal B.

Complete alarm system

No security checkpoint is complete without a reliable alarm system. Our low-voltage, fully configurable system allows for modifications and adjustments to get exactly what you need.



Features

- **Low voltage:** No need to run a new power source.
- **Configurable:** customizable to your exact needs.
- **Visual indicator:** brightness options available.
- **Loud audible notifications**
- **Housing color options:** black or gray

Armed Status	
Red	Tripped
Yellow	Armed
Green	Unarmed



Alarmed doors install at JFK Intl. Airport T1.

Many options and configurations available.

What makes Visiontron different?

Our expert engineers, designers, and best-in-class manufacturing team are capable of customizing a wide range of crowd control solutions for any application you can dream of. Tap into our years of experience making products for airports, casinos, warehouses, cruise lines, museums, stadiums and more. Our **4 step** process provides you start to finish solutions you can rely on.




We Consult.

60 years of experience and know-how at your disposal. As a crowd control, queuing, and signage solutions provider we don't just sell you a product; we take the time to identify your needs and provide the right solution.




We Design.

Our in-house engineers & designers are ready to create exactly what you need, not just what's available or sitting on a shelf. Take our skills and experience and make it work for your People Guidance needs.



We Build.

Our 80,000 sq. ft. fully equipped manufacturing facility is ready to make your vision a reality. Being U.S. based allows us to offer the fastest turnaround. We also offer overseas options for additional savings.



We Install.

Your people guidance system installed to your exact specifications by our industry trained professionals. We make sure it's done right. After all a project isn't complete until the customer is completely satisfied.



Ready to begin?

Contact a People Guidance Pro at **631-582-8600**