



Security with access for all.

Our ADA compliant and TSA approved gates are ideal for security checkpoints. These gates are made of the highest quality materials and are fully customizable and configurable to the unique needs of each location. They are built to minimize tripping hazards, and offer easy operation at any security checkpoint.

Features

- Left or right handed door swing (reversible in field)
- Black finish standard
- No assembly required
- ADA compliant
- TSA approved
- Made in USA

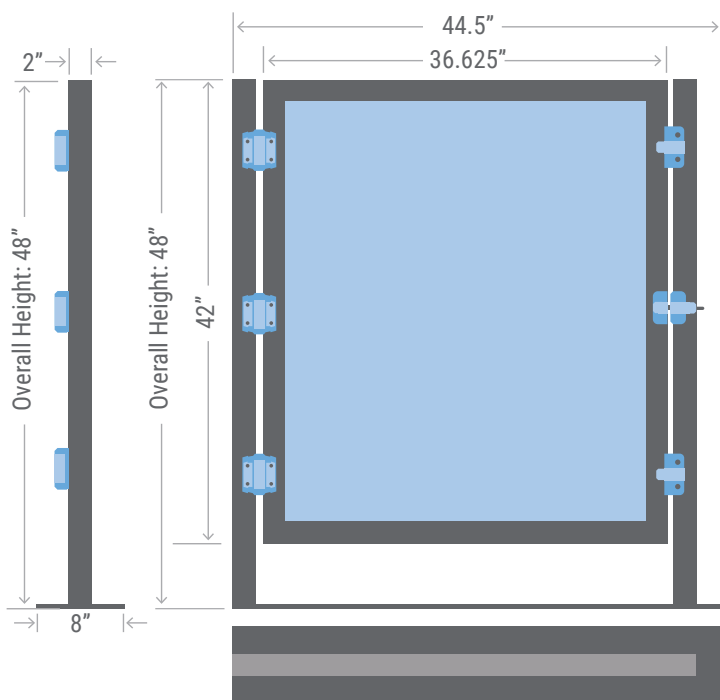
HDPE frame: ensures no interference with metal detectors when mounted in close proximity.

Welded aluminum base and uprights: provide durability through repeated use.

ADA approved: low-profile base allows for easy and trouble free passage of wheelchairs.

Easy install: strategically placed floor anchors & shims allow for easy adjustment of gate for proper swing and function.

Auto-locking magnetic latch: for increased security.



Top View



DIMENSIONS (4L: Left Open; 4R: Right Open)

Model	Frame	Gate	Viewable Area
TSAGATE-4L	44.5" W x 48" H	36.625" W x 42" H	32.625" W x 38" H
TSAGATE-4R			

INSERT MATERIAL

1/8" Clear Acrylic – Model CA

*Custom finish and insert options available upon request.

Sustainability features:

- Aluminum frame is made of 30% recycled materials and is 100% recyclable.
- HDPE frame is made of a minimum of 71% post consumer recycled materials and is 100% recyclable.

**Deployed in
airports
across the
U.S.A.**

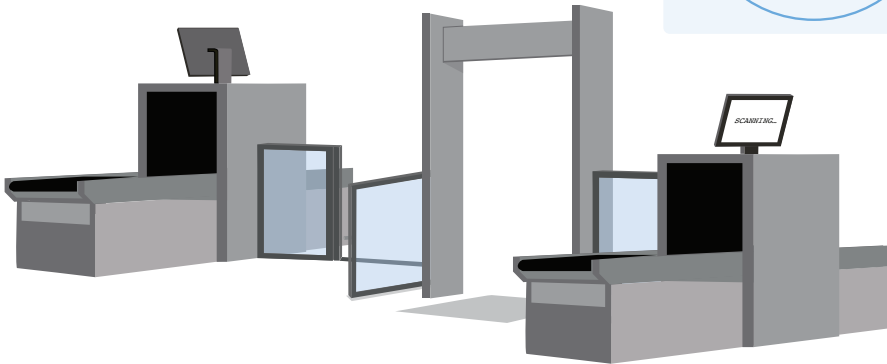
Simple and Secure.

Our TSA approved barriers work seamlessly with our ADA gates to provide durable partitions around security checkpoints. Available in 4 standard widths, 1'-4' to accommodate a variety of gaps and layout configurations. We can design or modify to match your specific material, dimensions, and decor requirements.

Features

- 4 widths available
- Black finish standard
- No assembly required
- TSA approved
- Made in USA

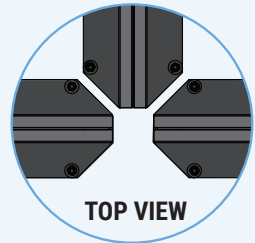
ADA gates & barriers provide security with authorized ADA access.



Welded aluminum frame: provides stability and security.

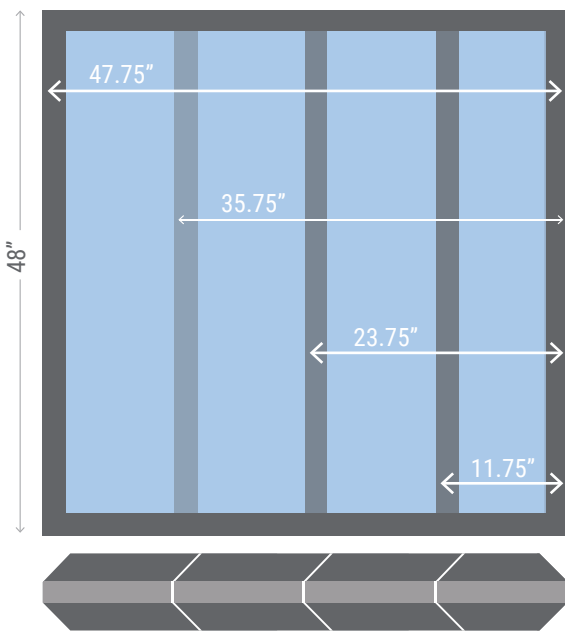
Easy install: strategically placed floor anchors & shims allow for easy installation.

Notched corner bases: allow for a tighter fit, minimizing gaps between barrier sections.



23.75" W x 48" H shown

4 Widths Available



DIMENSIONS

Model	Frame	Viewable Area
TSABARRIER-1	11.75" W x 48" H	7.75" W x 44" H
TSABARRIER-2	23.75" W x 48" H	19.75" W x 44" H
TSABARRIER-3	35.75" W x 48" H	31.75" W x 44" H
TSABARRIER-4	47.75" W x 48" H	43.75" W x 44" H

INSERT MATERIAL

1/8" Clear Acrylic – Model CA

*Custom finish and insert options available upon request.

Sustainability feature:

- Aluminum frame is made of 30% recycled materials and is 100% recyclable.



Deployed in airports across the U.S.A.